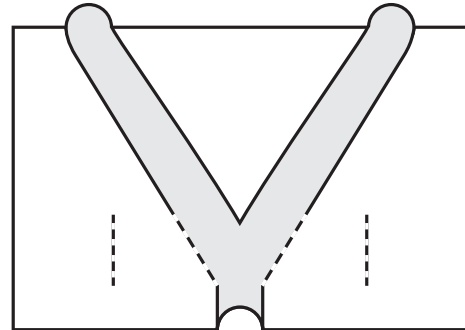

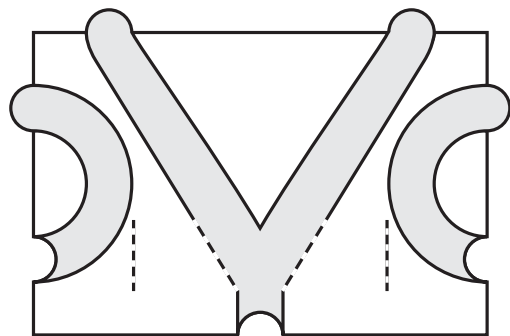



# Switching Systems



**Flip-Flop:** Automatic adjustment



**Switch:** Adjustment upon request

---

You can build your own paper models of the switching systems that are actually working. In order to do so, cut slits - indicated by the four dotted lines - into the model blocks. Cut out the handles and put them through the slits so that the tracks of the handles are positioned over the tracks of the model blocks. Be aware that the Flip-Flop and the switch work differently and have different handles.



Flip-Flop handle



Switch handle